

# Anchor<sup>®</sup>

The Anchor logo is a stylized white anchor shape that serves as the letter 'A' in the brand name.

## Napkins Sprig and Father Christmas



AnchorCrafts.com

   @anchorcrafting

Designed by Anchor Studio

Design No.: 0060003-00709-05

MEZ GmbH, 2018. All Rights Reserved.



0060003-00709-05 Napkins Sprig and Father Christmas

Anchor Stranded Cotton 8m 4635000- # (Colour n°)

Embroidery



1 x #1, #47, #230, #239

Easy



1 x tapestry  
N° 24



Finished size: 40 x 40 cm  
Embroidery: 6 x 9 cm



# Napkins Sprig and Father Christmas

## YARN USAGE

Anchor Stranded Cotton, worked with 3 strands.

## STITCH TECHNIQUE

Cross stitch and backstitch worked over 2 fabric threads each way and simple hemstitch.

## FABRIC

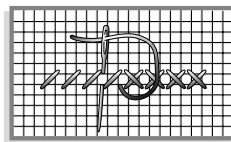
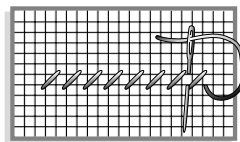
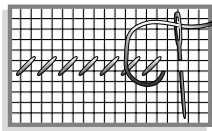
For each napkin about 46 x 46 cm 25# evenweave fabric in white.

## ALL YOU NEED TO DO

Neaten the raw edges of the fabric with zigzag stitch. The pattern shows the lower left-hand corner of the napkin to the hem edge without hem allowance. Embroider the motif, positioning it as in the pattern. First work the cross stitch, then the backstitch. Finally, at the stated distance away, make a 1.5 cm double hemstitched hem using 3 strands of red.

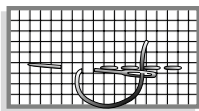
## CROSS STITCH

Cross stitch is worked in two stages – first work the lower stitch (from left to right) and then work the upper stitch (from right to left).



## BACKSTITCH

Backstitch is worked from right to left.



## TIP

Always work cross stitch with a Tapestry needle! Always work the cross stitch first and only then work the backstitch or straight stitch. Each square on the chart represents one cross stitch.

## WASHING INSTRUCTIONS

All our threads are produced in accordance with Oeko-tex standards. PH values are tested and all our colors dye lots adhere to Global fastness standards. However, it is important to follow our thread washing instructions. Particularly with dark colors, excess dye can remain on the thread. To minimize any potential bleeding of excess dyestuff it is important to wash the products in THE HOTTEST TEMPERATURE possible, in accordance with the specifications of the fabrics, and use a large amount of water. Please make sure that you also follow the fabric washing instructions. As a precaution, you can also use decolorating sheets that you can find in any supermarket.

